

STUDENT'S BOOK
1

WE CAN!

Introduction



1 Listen and point.

2. Put your bags away.

3. Take out your pencils.

4. Take out your books.

1. Welcome!

5. Please take a seat.




Unit 1 My Friends

Talk Time




1 Listen and do.



2 Practice the talks in pairs.

3 Practice with actions.




Fun Time!

Grammar Toolbox
My name's = My name is

4 Greeting Game

Quickly greet five people.

Hello.
What's your name?




I Can ...

- say "Hello", "What's your name?", and "My name's ...".
- say "Hello" when I come to class.



GOAL 01



GOAL 02

Rhythms and Sounds



1 Listen and chant.

Hello Chant

Hello, hello, hello.
How are you?



I'm **fine**. I'm **fine**.
I'm **fine**, thank you. And **you**?



2 Listen and pronounce.

1.

I'm

2.

fine

3.

thank you



3 Listen and chant.

Good-bye Chant

Good-**bye**, good-**bye**.
Oh, **see** you **again**.



Good-**bye**, good-**bye**.
Good-**bye** to **you**.



Fun Time!



Grammar Toolbox




I'm = I am



Greeting Relay

Pass the greeting down the line.



I Can ...

- chant the *Hello Chant* or the *Good-bye Chant*.
- ask "How are you?" when I come to class.



GOAL 03



GOAL 04

Words

What's this color?

1 Chant and point.



2 Listen and chant.

Rainbow Chant

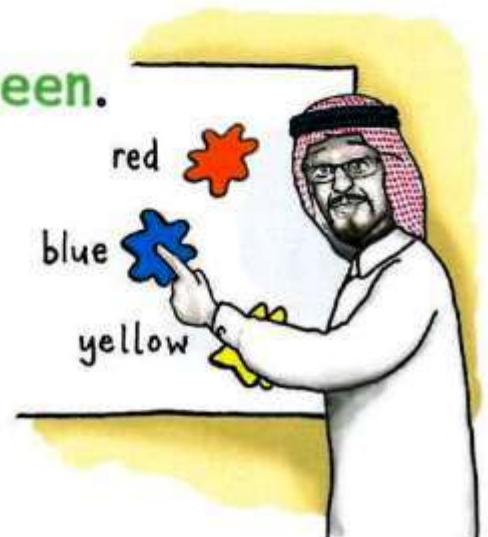
Red and yellow and pink and blue,

Purple and orange and green.

I can see a rainbow,

See a rainbow,

See a rainbow now.



Fun Time!



Grammar Toolbox




what's = what is

3

Color Race

Listen and touch as fast as you can!

Touch something ... yellow.



I Can ...

- say the names of five colors.
- find three colors in the classroom.



Phonics



1 Chant and point.

Alphabet Chant

A B C D E F G

H I J K L M N

O P Q

R S T



U V W X Y Z

2 Color the letters.

Fun Time!

3 Make a name card.



Write your name, draw some pictures, and show your card.



I Can ...

- chant the *Alphabet Chant*.
- make my name card.



GOAL 07



GOAL 08

Advice Time

Help your friends.





Fun Time!

3 Do It Quickly!

Listen and try to keep up.



I Can ...

- listen to the teacher and do the body actions.
- say "Close your eyes." or "Open your eyes." to a partner.



Rhythms and Sounds



1 Chant and point.

Head, Shoulders, Knees, and Toes

Head, shoulders, knees, and toes.

Knees and toes.

Head, shoulders, knees, and toes.

Knees and toes.

Eyes and ears and mouth and nose.

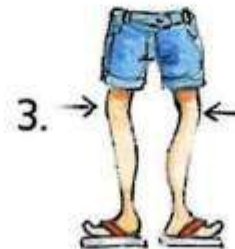
Knees and toes.

Head, shoulders, knees, and toes.

Knees and toes.



2 Listen, point, and pronounce.



Fun Time!

3 The Teacher Says

Touch what your teacher says.



The teacher says, "Touch your nose!"



Grammar Toolbox

One
head
mouth
nose

More than One
shoulders
eyes
ears

I Can ...

- chant the *Head, Shoulders, Knees, and Toes* chant.
- tell a friend to touch two body parts.



Advice Time

Wash your hands.



Words



1 Listen and point.

1.

Please stand up.



2.

Please come to the front.



3.

Please make a line.



4.

Please make a circle.



5.

Please go back to your seat.



6.

Please sit down.

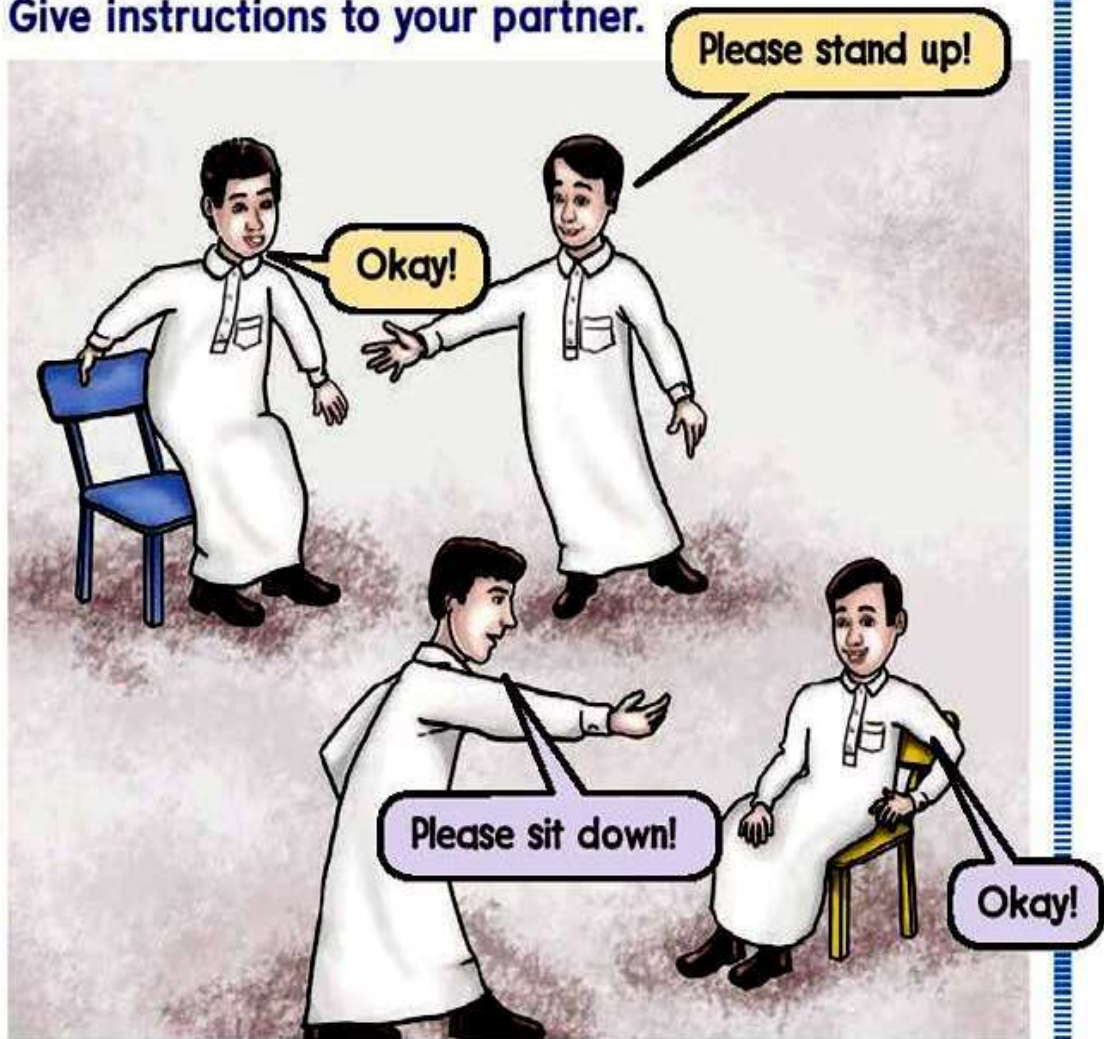


2 Listen again, say, and do.

Fun Time!

3 Be the Teacher

Give instructions to your partner.



I Can ...

- do three classroom actions.
- give two classroom instructions to a friend.



GOAL 13



GOAL 14

Phonics



1 Chant and point at the big letters.

Alphabet Chant

Aa Bb Cc Dd Ee

Ff Gg Hh Ii Jj

Kk Ll Mm Nn Oo

Pp Qq Rr

Ss Tt Uu Vv

Ww Xx Yy Zz

2 Chant again and point at the small letters.

Fun Time!

3 Short, Tall, and Tail Letters

Listen and do.



Short letters

a c e i m n o
r s u v w x z

Tall letters

b d f h k l t

Tail letters

g j p q y



I Can ...

- point to and say all the small letters from a to z.
- point to and say the alphabet from z to a.



GOAL 15




GOAL 16

Unit 3 My Family

Talk Time



1 Listen and say.



2 Practice the talk in threes.


3 Act out the talk in threes.



Fun Time!

4 Let's Shake Hands

Make threes. Introduce each other.



I Can ...

- act out one of the talks about introducing my brother or sister.
- introduce one friend to another friend.



GOAL 17



GOAL 18

Rhythms and Sounds



1 Chant and do.

Five Little Monkeys



Five little monkeys jumping on the bed.



One fell off and bumped his head. Ouch!



Mom called the doctor and the doctor said,



No more monkeys jumping on the bed!



2 Chant and change the names.



Mom



Dad



Grandma




Grandpa

Fun Time!

3 Five Little Monkeys Game

Act out the chant.



I Can ...

- shout "No more monkeys jumping on the bed!"
- do the hand actions for the *Five Little Monkeys* chant.




Advice Time

Obey your parents.



Words



1 Listen, point, and say.



1. Grandpa



2. Grandma



3. Dad



4. Mom



5. brother




6. brother



7. sister

2 Draw a family.




Fun Time!

3 Five Finger Game



Put down your fingers one by one.
Don't move them!



I Can ...

- play the Five Finger Game.
- show a family drawing and say who they are.



Phonics



1 Listen and say.



APPLE



BEAR



COW



DUCK



EGG

2 Trace and copy.

A A A A A

B B B B B

C C C C C

D D D D D

E E E E E

3 Listen and write.

A B C D E

1. P P L E



2. E A R



3. O W



4. U C K



5. G G



Fun Time!

4 Guess the Letter

Write in the air and ask your partner.

What's this letter?



It's an E!
It's a C!



I Can ...

- make the sound of the letters A, B, C, D, and E.
- write the letters A to E in the air.



GOAL 23



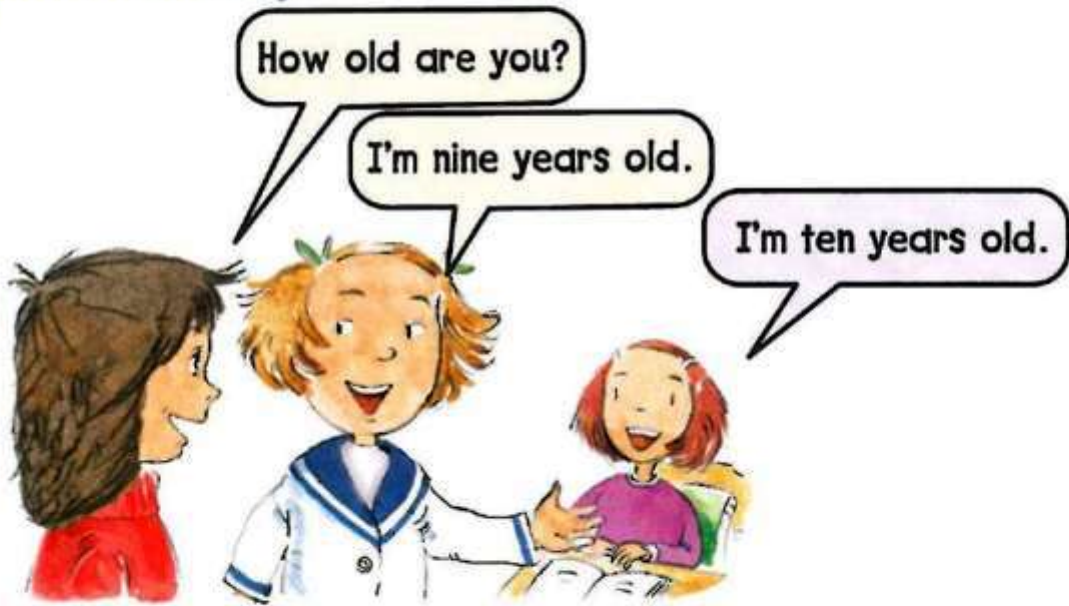
GOAL 24

Unit 4 How Old Are You?

Talk Time



1 Listen and say.



2 Practice the talks in pairs.



3 Act out the talks in pairs.

Fun Time!

Grammar Toolbox

it's = it is

4 How Old Are You?

Quickly ask three people.


How old are you?

I'm ten years old.



I Can ...

- say my age.
- ask someone "How old are you?" and get the answer.



GOAL 25



GOAL 26

Rhythms and Sounds



1 Listen and chant.

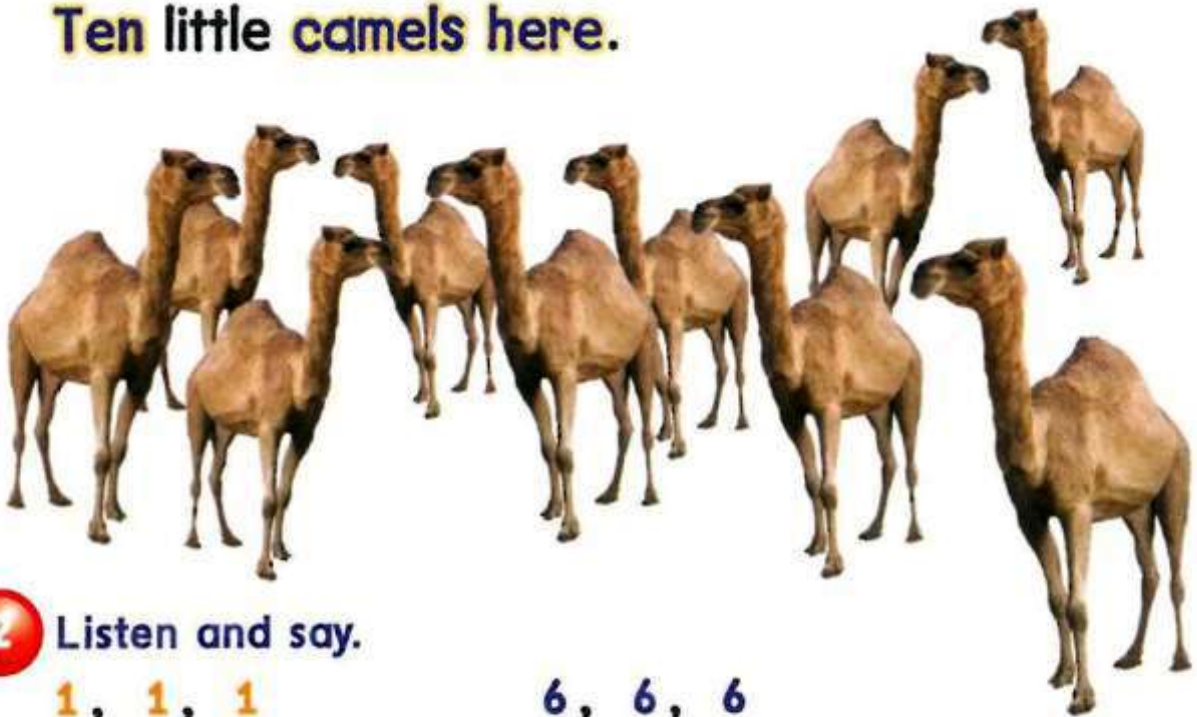
Ten Little Camels

One little, two little, three little camels.

Four little, five little, six little camels.

Seven little, eight little, nine little camels.

Ten little camels here.



2 Listen and say.

1, 1, 1

2, 2, 2

3, 3, 3

4, 4, 4

5, 5, 5

6, 6, 6

7, 7, 7

8, 8, 8

9, 9, 9

10, 10, 10



Fun Time!

3

Clap and Guess the Number

How many times did your teacher clap?



I know! Five.



I Can ...

- chant the *Ten Little Camels* chant.
- play the Clap and Guess the Number Game.



Words



1 Listen and point.



1. square



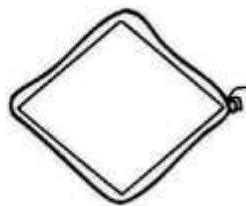
2. triangle



3. rectangle



4. circle



5. diamond



6. star



2 Listen and color.

3 Point at two shapes in the classroom.



Phonics



1 Listen and say.



FISH



GOAT



HAT



INK



JET

2 Trace and copy.

F F F F F

G G G G G

H H H H H

I I I I I

J J J J J

3 Listen and write.

F G H I J

1. ____ ISH 

2. ____ OAT 

3. ____ AT 

4. ____ NK 

5. ____ ET 

Fun Time!

4 Big Air Writing

Listen and write in the air!



I Can ...

- make the sounds of the letters F, G, H, I, and J.
- write the letters A to J at home.



GOAL 31



GOAL 32

Unit 5 What's This? What's That?


Talk Time

1 Listen and say.



2 Practice the talks in pairs.

3 Act out the talks in pairs.



The Answers:

2&3

S 1: What's this?

S 2: It's a pencil.

S 1: What's this?

S 2: It's a pen.

S 1: What's that?


S 2: It's a notebook.

S 1: What's that?

S 2: It's a book.

Fun Time!

4 This is ... That's a/an
Trace. Then point and say.



5 Now point to things in your classroom and ask as many people as you can.

Grammar Toolbox



This is **an** apple.



That's **a** book.



I Can ...

- ask someone "What's this?", 'What's that?' and get the answer.
- point and say "This is an apple" and "That's a book."



The Answers:

4 & 5

1.

S 1: What's this?

S 2: This is a book.

2.

S 1: What's that?

S 2: That's an apple.

3.

S 1: What's this?

S 2: This is a pen.

4.

S 1: What's that?

S 2: That's a pencil

5.

S 1: What's this?

S 2: This is an eraser.

6.

S 1: What's that?

S 2: That's an orange.

Rhythms and Sounds

1 Listen and chant.



How old are they?

How old are you?

How old are you?

I am ten, I am ten.

How old is Abdullah?

How old is Abdullah?

He is ten. He is ten.

How old is she? How old is she?

Who is she? Who is she?

How old is Amina?

How old is Amina?

She is ten. She is ten.

How old are you?

How old are you?

We are ten. We are ten.

We are, they are.

We are, they are.



2 Change the names and chant.



The Answers:

2

How old are you?

How old are you?

I am ten, I am ten.

How old is Talal?

How old is Talal?

He is ten. He is ten.

How old is she? How old is she?

Who is she? Who is she?

How old is Mirah?

How old is Mirah?

She is ten. She is ten.

How old are you?

How old are you?

We are ten. We are ten.

We are, they are.

We are, they are.

We're all ten!

Fun Time!

3 Ask and answer.
Guess and circle the age.



8 9 10



How old are you?

We're ten.


8 9 10

Nura



8 9 10

Rana and Amina



8 9 10

Joe



8 9 10

Pete



8 9 10

Sabah



4 Listen and check.



I Can ...

- ask "How old is he/ she?" and get the answer.
- ask "How old are we/ you/ they?" and get the answer.



The Answers:

3 & 4

Teacher: How old are you?

We're ten.

Teacher: How old is Nura?

S 1: She's nine.

Teacher: How old are Rana and Amina?

S 2: They're ten.

Teacher: How old is Joe?

S 3: He's nine

Teacher: How old is Pete?

S 4: He's ten.

Teacher: How old is Sabah?


S 5: She's eight.



Words

1 Chant and point.



What color is it? What color is it?

 Is it purple? Is it pink? 

 Is it red? Is it green? 

It's not purple. It's not pink.

It's not red. It's not green.



 It's black and white. 


It's a cow. Is that right?

Yes, it is. You're right!



What color are they? What color are they?

 Are they yellow? Are they blue? 

 Are they orange? Are they white? 

They're yellow and orange

and blue and white...

They're parrots! Am I right?

Yes, you are. You're right!



FunTime!

2 Change the words and chant.



What color is it? What color is it?



Is it orange? Is it white?



Is it black? Is it pink?




...



What color are they? What color are they?

Are they red? Are they green?

Are they yellow? Are they brown?



...



3 Ask and answer. Guess.



I Can ...

- ask "What color is it?", "Is it red?" and get the answer.
- ask "What color are they?", "Are they black?" and get the answer.



GOAL 37



GOAL 38

The Answers:

2 & 3



▲ What color is it? What color is it?

Is it orange? Is it white?

Is it black? Is it pink?

It's not orange. It's not white.

It's not black. It's not pink.

It's brown.

It's a bear. Is that right?

Yes, it is. You're right!



▲ What color are they? What color are they?

Are they red? Are they green?

Are they yellow? Are they brown?

They're pink, green, yellow, blue and white.

They're pens. Am I right?

Yes, you are. You're right!

Phonics

1 Listen and say.



1. **F**ISH



2. **I**NK



3. **C**OW



4. **H**AT



5. **G**OAT



6. **A**PPLE



7. **J**ET



8. **B**EAR



9. **D**UCK



10. **E**GG



Advice Time

Keep your school things tidy.



Fun Time!

2 Find and count the letters.

A = 4 B = 5 C = 5 D = 5 E = 4

F = 4 G = 6 H = 4 I = 4 J = 2



I Can ...

- make the sounds of the letters A, B, C, D, E, F, G, H, I, J.
- write the letters A to J.



GOAL 39



GOAL 40

Alphabet Jingle

- ① Listen and say.
 ② Point and say.
 ③ Say the key words.

apple



A a

bear



B b

goat



G g

hat



H h

ink



I i

Jet



J j

octopus



O o

pen



P p

quilt



Q q

rabbit



R r

wolf



W w

fox



X x

yard



Y y

zebra



Z z

Phonics Practice



C c

kiwi



K k

sun



S s



D d

lion




L l

tiger



T t



E e

monkey



M m

umbrella



U u



F f

nest



N n

vase



V v



Activity 1: Listen and touch the words. Use all ten fingers!



Activity 2: Cover five words. Listen and play Word-finder.

Letters: Tracing and Writing

① Trace and write.



a

apple

A

APPLE



b

bear

B

BEAR



c

cow

C

COW




d

duck

D

DUCK



e

egg

E

EGG

Phonics Practice

2 Trace and write.



f

fish

F

FISH



g

goat

G

GOAT



h

hat

H

HAT



i

ink

I

INK



j

jet

J

JET

3 Trace and write.




k

kiwi

K

KIWI



l

lion

L

LION



m

monkey

M

MONKEY



n

nest

N

NEST



o

octopus

O

OCTOPUS

Phonics Practice

④ Trace and write.



p

_p_en

P

_P_EN



q

_q_uilt

Q

_Q_UILT



r

_r_abbit

R

_R_ABBIT



s

_s_un

S

_S_UN



t

_t_iger

T

_T_IGER

5 Trace and write.



u

umbrella

U

UMBRELLA



v

vase

V

VASE



w

wolf

W

WOLF



x

fox

X

FOX



y

yard

Y

YARD



z

zebra

Z

ZEBRA

Word List

again (p6)	Grandma (p24)	purple (p8)
apple (p26)	Grandpa (p24)	Put your bags away. (p2)
bag (p2)	green (p8)	rainbow (p8)
bear (p26)	hands (p12)	Raise your hands. (p12)
bed (p22)	hat (p34)	rectangle (p32)
black (p8)	head (p14)	red (p8)
blue (p8)	Hello. (p4)	See you again. (p6)
book (p2)	Hi. (p4)	seven (p30)
brother (p24)	How old are you? (p28)	shape (p32)
brown (p8)	I know! (p31)	shoulders (p14)
camels (p30)	ink (p34)	sister (p20)
circle (p32)	jet (p34)	Sit down. (p16)
Clap (p12)	jumping (p22)	six (p30)
Close (p12)	knees (p14)	square (p32)
color (p8)	letter (p27)	Stand up. (p16)
Come to the front. (p16)	lion (p79)	star (p32)
cow (p26)	little (p22)	Take out your books. (p2)
Dad (p24)	Make a circle. (p16)	Take out your pencils. (p2)
diamond (p32)	Make a line. (p16)	ten (p28)
the doctor (p22)	Mom (p24)	Thank you. (p3)
duck (p26)	monkeys (p22)	That's right. (p33)
ears (p14)	mouth (p14)	This is my brother. (p20)
egg (p26)	my name (p4)	three (p30)
eight (p30)	Nice to meet you. (p20)	toes (p14)
elephants (p58)	nine (p28)	triangle (p32)
eraser (p37)	nose (p14)	two (p32)
eyes (p12)	notebook (p36)	Welcome! (p2)
family (p24)	Okay! (p12)	white (p8)
fine (p6)	one (p22)	window (p3)
finger (p25)	orange (p37)	yellow (p8)
fish (p34)	Open (p12)	You're right. (p40)
five (p30)	parrots (p40)	
four (p30)	pen (p37)	
friend (p21)	pencil (p2)	
Go back to your seat. (p16)	pink (p8)	
goat (p34)	Please open the window. (p3)	
Good-bye (p6)	Please take a seat. (p2)	

Picture Dictionary



apple p26



bear p26



bed p22



black p8



blue p8




brother p24



brown p8



camels p30




circle p32




cow p26




Dad p24



diamond p32




duck p26




ears p14



egg p26



elephant WB p23



eyes p14



finger p25



fish p34



goat p34



Grandma p24



Grandpa p24




green p8



hand p12



hat p34



head p14



ink p34



jet p34




knees p14



Mom p24



monkey p22




mouth p14



nose p14



orange p8



pencil p2



pink p8



purple p8




rainbow p8



rectangle p32



red p8



shoulder p14



sister p20



square p32



star p32



toes p14



triangle p32



white p8



yellow p8